

Modified Rail Fence 56x80 7x10



Contains:


(70) $5\frac{1}{2} \times 8\frac{1}{2}$ rectangles

(140) $2 \times 8\frac{1}{2}$ sashing

$8\frac{1}{2}$ " blocks
unfinished

Sew sashing to the long sides of the
 $5\frac{1}{2} \times 8\frac{1}{2}$ rectangles.


Lay out blocks 7×10 , twisting every other
block.



Have fun!

54 x 72

Zinger Strips



$6 \times 9 = 54$ Blocks (8" x 9")

Contains:

(14) $8\frac{1}{2}$ x wof or equivalent

(14) $1\frac{1}{2}$ x wof solid or zinger


For 54 x 81

(14) $8\frac{1}{2}$ x wof

(14) $2\frac{1}{2}$ x wof solid or zinger

cut strip sets 10" wide

- ① Sew a $1\frac{1}{2}$ " strip to the bottom of each $8\frac{1}{2}$ " strip. Cut blocks $9\frac{1}{2}$ " wide.




- ② Sew blocks randomly into 6 vertical rows of 9 blocks each.
- ③ On the vertical rows, trim the tops at random lengths. Sew the cutoff pieces to the bottoms of each piece.
- ④ Sew the vertical strips together.

Have Fun!!

Squares and Stripes

64 x 80

Add 5 1/2" borders for
74 x 90



Contains:

(10) 8 1/2 x wof for squares

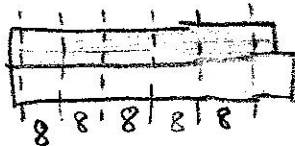
OR

(48) 8 1/2 x 8 1/2 squares

(6) 8 1/2 x wof for stripes

> Squares:

Sew strip set of 2 strips each.




cut 8-inches

sew together these units, 8 across
mix fabrics around.

> Sew all rows

> Enjoy!

Horizontal Strips with Squares



50 x 72 ^{note:} (add 5 1/2 borders for 60 x 82)
 (need 7) 5 1/2 x wof

Contains:

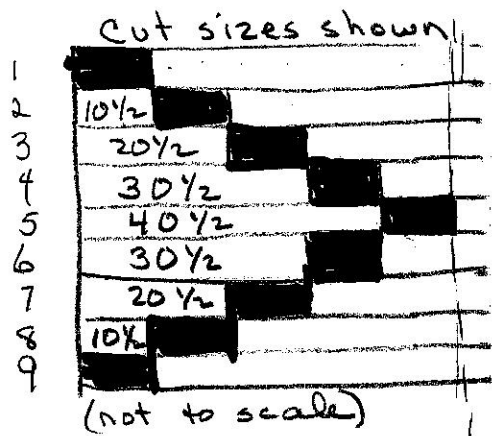
mixed (9) 8 1/2 x wof [wof must be at least 4 1/2]

[fat quarters make (2) 1/2-wofs to sew together]

one color (9) 8 1/2 x 10 1/2 for "squares"

- ① cut off the selvage on all wofs and 1/2-wofs,
- ② Rows 1 and 9, sew "square" to left side of wof.
- Rows 2 and 8, cut 10 1/2" from left side of wof and insert "square"
- Rows 3 and 7, " 20 1/2" " " " " " " " "
- Rows 4 and 6, " 30 1/2" " " " " " " " "
- Row 5, cut wof 40 1/2" long and sew "square" to the right.

Assemble rows as shown. Trim right side



trim ends